



# DOWNLOADING REPORTS FROM NHSN TO VERIFY DATA

## Instructions for the 2019 Leapfrog Hospital Survey

\*NOTE: FACILITIES RESPONDING TO THE 2019 LEAPFROG ASC SURVEY SHOULD REVIEW NHSN INSTRUCTIONS [HERE](#).

Section 7B: Healthcare-Associated Infections and Section 7C: Antibiotic Stewardship Practices data is obtained directly from CDC's National Healthcare Safety Network (NHSN). Hospitals are required to join Leapfrog's NHSN Group in order to be scored and publicly reported on the following measures from Section 7 Managing Serious Errors:

- Central line-associated blood stream infections (CLABSI) in ICUs and select wards
- Catheter-associated urinary tract infections (CAUTI) in ICUs and select wards
- Facility-wide inpatient Methicillin-resistant Staphylococcus Aureus (MRSA) Blood Laboratory-identified Events
- Facility-wide inpatient Clostridium difficile (C.Diff.) Laboratory-identified Events
- Surgical Site Infections from Colon Surgery (SSI: Colon)
- Antibiotic Stewardship Practices (via the NHSN Patient Safety Component – Annual Hospital Survey)

In addition, Leapfrog obtains teaching status from the NHSN Patient Safety Component – Annual Hospital Survey.

Data will be available for hospital review prior to public reporting on the Hospital Details Page starting on July 12, 2019 for hospitals that:

- Join Leapfrog's NHSN Group by June 20\*,
- Enter a valid NHSN ID in the Profile Section of the 2019 Leapfrog Hospital Survey, and
- Complete, affirm, and submit Section 7 of the 2019 Leapfrog Hospital Survey by June 30.

For all other data downloads, NHSN data will be available on the Hospital Details Page on the same date as public release.

\*\*Hospitals are not required to “re-join” Leapfrog's NHSN Group if they joined and conferred rights for the 2017 or 2018 Leapfrog Hospital Survey. However, all hospitals in Leapfrog's NHSN Group must review their Rights Acceptance Report annually to ensure that Leapfrog has access to the data from all of the locations that were active during the reporting period, even if those locations are no longer active, to ensure that Leapfrog obtains the appropriate SIR. Hospitals must review their Rights Acceptance Report by the first NHSN join-by date of each Survey Cycle. More information may be found in [“Join NHSN Group and Data Rights Template.”](#)

All hospitals that have completed the steps above to have their healthcare-associated infections (HAI) and antibiotic stewardship practices data downloaded from NHSN are **required to download and save** reports from NHSN to verify the data downloaded, scored, and publicly reported by Leapfrog. More information may be found below.



## INSTRUCTIONS FOR DOWNLOADING REPORTS FROM NHSN

### IMPORTANT NOTES:

Hospitals should follow the instructions provided below and save copies of the NHSN 2018 Patient Safety Component – Annual Hospital Survey and CMS IQR Reports on the **same day** that Leapfrog will be downloading the data from NHSN for all current group members. These dates may be reviewed in the second column of the ‘Deadlines and Reporting Periods’ table below.

Data entered into NHSN is not static and may be updated by hospital at any time. Therefore, if your hospital makes any updates to either your HAI data (number of observed infections or number of device/patient days) or surveillance data (2018 NHSN Patient Safety Component- Annual Hospital Survey) after Leapfrog’s NHSN download dates, the CMS IQR reports downloaded by your hospital **will not match** the reports downloaded by Leapfrog, even if they are for the same reporting period.

For this reason, Leapfrog encourages all hospitals to download CMS IQR reports and a copy of their 2018 NHSN Annual Hospital Survey from NHSN on the **same day** as Leapfrog to ensure that the HAI and antibiotic stewardship practices data downloaded by Leapfrog is accurate. Hospitals submitting a 2019 Leapfrog Hospital Survey by the Submission Deadline of June 30, 2019 should follow the instructions below to download reports from NHSN on June 21, 2019. This data will be available for review on your Hospital Details Page beginning on July 12, 2019.

### DEADLINES AND REPORTING PERIODS

Join by	Leapfrog will download data from NHSN for all current group members	Data downloaded from NHSN will be scored and publicly reported for hospitals that have submitted Section 7 by	HAI Reporting Period	Antibiotic Stewardship Reporting Period  (Patient Safety Component – Annual Hospital Survey)	Available on Hospital Details Page
June 20, 2019	June 21, 2019	June 30, 2019	01/01/2018 – 12/31/2018	2018	July 12, 2019
August 22, 2019	August 23, 2019	August 31, 2019	01/01/2018 – 12/31/2018	2018	September 9, 2019*
October 23, 2019	October 24, 2019	October 31, 2019	07/01/2018 – 06/30/2019	2018	November 7, 2019*
November 30, 2019	December 20, 2019**	November 30, 2019	07/01/2018 – 06/30/2019	2018	January 8, 2020*

\* Same date as public release of Survey Results

\*\* The Leapfrog Hospital Survey closes on November 30, 2019. The last NHSN data download is on December 20, 2019 to incorporate any corrections facilities that joined by the last join date of November 30, 2019 may have made to their NHSN data since the last NHSN data download and to take into account changes made due to the CMS Reporting Deadline in November for the 2019Q2 data.



Leapfrog will update data four times per Survey cycle, according to the dates and reporting periods listed in the table above, for all current members of our NHSN group that have provided an accurate NHSN ID in the Profile of their 2019 Leapfrog Hospital Survey and have submitted Section 7: Managing Serious Errors.

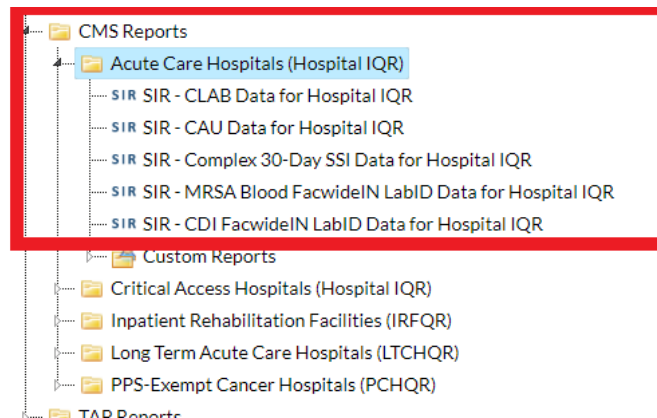
Hospitals that fail to join Leapfrog’s NHSN Group and/or provide a valid NHSN ID in the Profile Section of their 2019 Leapfrog Hospital Survey and/or complete, affirm, and submit Section 7 of their 2019 Leapfrog Hospital Survey will be publicly reported as “Declined to Respond” for all five infection measures and for the antibiotic stewardship practices.

## SECTION 7B INSTRUCTIONS: DOWNLOADING CMS IQR REPORTS FOR HEALTHCARE-ASSOCIATED INFECTIONS

Data is obtained directly from CDC’s National Healthcare Safety Network (NHSN). Reports should be **downloaded directly from NHSN and saved** for the purposes of verifying your data by following the instructions below.

The following reports are accessible under **Analysis > Reports > CMS Reports > Acute Care Hospitals (Hospital IQR)** or Critical Access Hospitals (Hospital IQR) after logging into the Patient Safety Component within NHSN at <https://sams.cdc.gov/>:

- CLABSI in ICUs and select wards: “SIR – CLAB Data for Hospital IQR”
- CAUTI in ICUs and select wards: “SIR – CAU Data for Hospital IQR”
- Facility-wide inpatient MRSA Blood Laboratory-identified Events: “SIR – MRSA Blood FacwideIN LabID Data for Hospital IQR”
- Facility-wide inpatient C. Diff Laboratory-identified Events: “SIR – CDI FacwideIN LabID Data for Hospital IQR”
- SSI: Colon: “SIR – Complex 30-Day SSI Data for Hospital IQR”



Note: Hospitals must use the specific CMS reports noted above for verifying their data since they only include specified locations and in-plan data used by Leapfrog and CMS.

These reports were created in order to allow facilities to review the infection data that would be submitted to CMS on their behalf for the IQR Reporting Program. However, these same output options can be used to verify the data that Leapfrog is obtaining directly from NHSN for your facility. CMS publishes their quarterly deadlines here:

<http://www.qualitynet.org/dcs/ContentServer?c=Page&pagename=QnetPublic%2FPage%2FQnetTier2&cid=1138115987129>.



The CLABSI/CAUTI reports will include in-plan CLABSI or CAUTI data for each adult and pediatric ICU and in-plan CLABSI or CAUTI data for each adult and pediatric medical, surgical, and medical/surgical ward, as well as the SIR for your hospital. The other reports will include in-plan MRSA blood laboratory-identified events data or C. Diff. laboratory-identified events data or SSI: Colon procedure data. Be sure you are using the correct date range when generating your NHSN report:

- Prior to September 1, 2019, use **summaryYQ 2018Q1 to 2018Q4**.
- On or after September 1, 2019, use **summaryYQ 2018Q3 to 2019Q2**.

You will need to modify your NHSN reports in order to get the appropriate SIR for the reporting period. To update your NHSN report, follow these instructions before running:

1. Select the report you would like to run and hit “Modify Report.”
2. Select the “Time Period” tab. Then select **summaryYQ** as the Date Variable and enter the Beginning and Ending Quarter.
  - a. Prior to September 1, 2019, use **summaryYQ 2018Q1 to 2018Q4**.
  - b. On or after September 1, 2019, use **summaryYQ 2018Q3 to 2019Q2**.

Modify "SIR - CLAB Data for Hospital IQR"

Show descriptive variable names (Print List) Analysis Data Set: bs2\_CLAB\_Rates\_CMS Type: SIR

Title/Format Time Period Filters Display Options

Time Period:

Date Variable	Beginning	Ending	
summaryYQ	2018Q1	2018Q4	<input type="button" value="Clear Time Period"/>

Enter Date variable/Time period at the time you click the Run button

3. Select the “Display Options” tab and change the value of the dropdown menu from SummaryYQ to **Cumulative** to get a cumulative SIR for the time period specified.

Modify "SIR - CLAB Data for Hospital IQR"

Show descriptive variable names (Print List) Analysis Data Set: bs2\_CLAB\_Rates\_CMS Type: SIR

Title/Format Time Period Filters Display Options

SIR Options:

Group by: Cumulative

**Important Note:** Do not make any other modifications to the report options. Other options specified are the default CMS IQR report options and should be left as is to ensure that you are downloading the correct data.

4. After updating the time period and the group by options, select “Run.”



You are not required nor are you able to enter data for these measures directly into the Survey. Reports should be used for verification purposes only.

**Reminder:** These reports should be downloaded by hospitals from NHSN on the [same day](#) as Leapfrog, to ensure your data matches what Leapfrog has obtained. NHSN data downloaded by Leapfrog will be refreshed on your Hospital Details Page on the dates listed in the “Deadlines and Reporting Periods” table on page 2.

## SECTION 7C INSTRUCTIONS: DOWNLOAD COPIES OF 2018 PATIENT SAFETY COMPONENT- ANNUAL HOSPITAL SURVEY TO REVIEW RESPONSES TO ANTIBIOTIC STEWARDSHIP PRACTICE QUESTIONS

Antibiotic Stewardship Practices results are based on responses directly obtained from the “Antibiotic Stewardship Practices” section of the 2018 Patient Safety Component – Annual Hospital Survey within CDC’s National Healthcare Safety Network (NHSN). The CDC calculates the number of Core Elements of an Antibiotic Stewardship Program that a hospital has met based on a hospital’s responses to questions #31-40 and Leapfrog uses this information to place a hospital in a performance category. Hospitals that join Leapfrog’s NHSN Group by June 20 and submit Section 7 of their Leapfrog Hospital Survey by June 30 will be able to view their Antibiotic Stewardship Practices results, which are based on data obtained directly from NHSN, by logging into their Hospital Details Page on July 12.

Please see the [Scoring Algorithms document](#) to see how the questions map to core elements and get translated into a performance category. More information about the questions used can be found at [https://www.cdc.gov/nhsn/forms/instr/57\\_103-TOI.pdf](https://www.cdc.gov/nhsn/forms/instr/57_103-TOI.pdf).

Per NHSN’s requirements, the 2018 Patient Safety Component – Annual Hospital Survey must be submitted by March 1, 2019. However, hospitals are able to update their survey at any time based on the prior calendar year (i.e. 2018). Leapfrog will download updated data and refresh Leapfrog Hospital Survey Results on the dates specified in the “Deadlines and Reporting Periods” table provided on page 2.

Hospitals can view their Antibiotic Stewardship Practices responses to the 2018 Patient Safety Component – Annual Hospital Survey directly within NHSN by following the instructions below. Please **print and save a copy** of your 2018 NHSN Annual Hospital Survey for your records.

1. Log into the Patient Safety Component within NHSN at <https://sams.cdc.gov/>
2. In the left-hand navigation, select “Surveys” then “Find”
3. On the “Find Annual Survey” page, select the following:
  - a. **Facility ID:** <Your Facility Name and NHSN ID>
    - i. *This should automatically default to the facility you are logged in as.*
  - b. **Survey Type:** <FACSRV-PS Hospital Survey Data>
  - c. **Survey Year:** <2018>
4. Within the survey, review responses to questions #31-40.

A screenshot is provided below for your reference:

## NHSN - National Healthcare Safety Network

**NHSN Home**

Alerts

Dashboard

Reporting Plan ▶

Patient ▶

Event ▶

Procedure ▶

Summary Data ▶

Import/Export

Surveys ▶


Analysis ▶

Users ▶

Facility ▶

Group ▶

Logout



### Find Annual Survey

- Enter search criteria and click Find
- Fewer criteria will return a broader result set
- More criteria will return a narrower result set

Facility ID:

Survey Type:

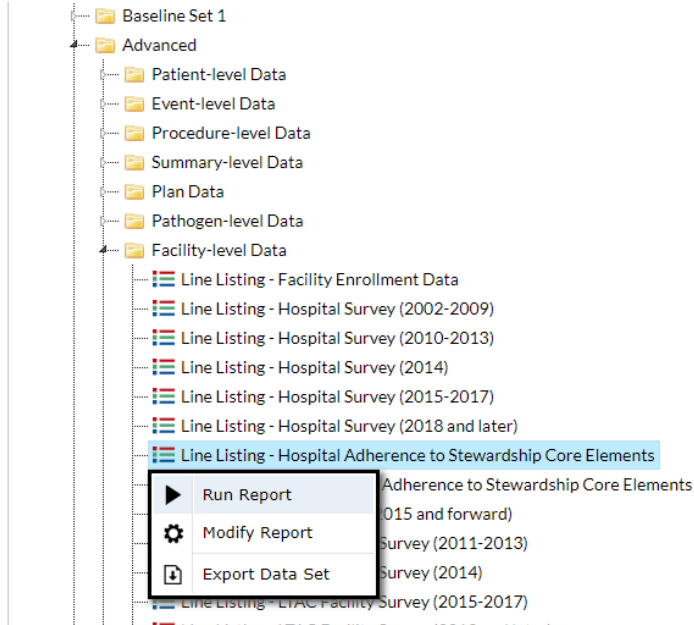
Survey Year:

Note: A survey will not display if your facility has not yet completed the 2018 Patient Safety Component – Annual Hospital Survey, which was due on March 1, 2019. Facilities that did not complete a 2018 Patient Safety Component – Annual Hospital Survey by the data download dates will be scored as “Declined to Respond.”

The steps listed above can also be used to check your teaching status, which Leapfrog obtains directly from the “Hospital Facility” section of the Patient Safety Component – Annual Hospital Survey. For the purposes of the 2019 Leapfrog Hospital Survey and Leapfrog’s Top Hospital program, Leapfrog will consider the following types a “teaching hospital”: Major and Graduate.

Alternatively, hospitals can obtain a report which indicates how many Core Elements they have met by following these instructions:

1. Log into the Patient Safety Component within NHSN at <https://sams.cdc.gov/>
2. In the left-hand navigation, select “Analysis” then “Reports”
3. In the “Advanced” folder, navigate to the “Facility-level Data” folder and select “Line Listing – Hospital Adherence to Stewardship Core Elements”
4. Right-click the “Line Listing – Hospital Adherence to Stewards Core Elements” report and hit “Run Report”



5. Within the report, ensure that you are looking at the 2018 “surveyYear” and view the number displayed under the “coreElementsMet” column
6. Save a copy of this report.

**Reminder:** Copies of your hospital’s 2018 Patient Safety Component- Annual Hospital Survey should be reviewed/saved on the same day as Leapfrog to ensure your data matches what Leapfrog has obtained. NHSN data downloaded by Leapfrog will be refreshed on your Hospital Details Page on the dates listed in the “Deadlines and Reporting Periods” table on page 2.